





































































































































































































































Hamburg A2  Tourists 19 Mio.DM	Berlin B3  Milk 13 Mio.DM	München D2  Milk 36 Mio.DM	Frankfurt/Main C1  Games 18 Mio.DM
Bielefeld B1  Fish 10 Mio.DM	Halle B3  Fruits 7 Mio.DM	Koblenz C1  Potatoes 12 Mio.DM	Magdeburg B2  Steel 20 Mio.DM
Regensburg A2  Wine 22 Mio.DM	Karlsruhe D2  Beer 17 Mio.DM	Karlsruhe B3  Wine 9 Mio.DM	Kassel C2  Beer 14 Mio.DM
1	2	3	4
Ruhr-Gebiet B1  Milk 11 Mio.DM	Itzehoe A2  Pigs 13 Mio.DM	Bayreuth C2  Wine 19 Mio.DM	Passau D3  Tourists 25 Mio.DM
Kassel B2  Cars 10 Mio.DM	Hamburg A2  Beer 6 Mio.DM	Berlin B3  Chemical 9 Mio.DM	München D2  Fish 39 Mio.DM
Lüneburg A2  Tourists 19 Mio.DM	Flensburg D2  Tourists 24 Mio.DM	Bielefeld B3  Chemical 16 Mio.DM	Ravensburg C2  Beer 11 Mio.DM
5	6	7	8
Ravensburg D2  Tourists 18 Mio.DM	Bayreuth C2  Tourists 13 Mio.DM	Nürnberg C2  Grain 21 Mio.DM	Jena C2  Fish 24 Mio.DM
Frankfurt/Main C1  Wine 6 Mio.DM	Ruhr-Gebiet B1  Fish 13 Mio.DM	Münster B1  Beer 10 Mio.DM	Kiel A2  Beer 9 Mio.DM
Osnabrück A2  Grain 7 Mio.DM	Oldenburg D2  Potatoes 8 Mio.DM	Hamburg B3  Games 42 Mio.DM	Berlin C2  Games 34 Mio.DM
9	10	11	12
Regensburg D3  Beer 6 Mio.DM	Gießen C1  Textiles 4 Mio.DM	Stuttgart D1  Machinery 23 Mio.DM	Hamburg A2  Milk 3 Mio.DM
Nürnberg C2  Games 14 Mio.DM	Stuttgart D1  Games 8 Mio.DM	Ulm D2  Cars 5 Mio.DM	Berlin B3  Potatoes 14 Mio.DM
München A2  Iron 29 Mio.DM	Frankfurt/Main D2  Fruits 24 Mio.DM	Ruhr-Gebiet B3  Games 29 Mio.DM	Mannheim C2  Gingerbread 12 Mio.DM
13	14	15	16

















































Frankfurt/Main C1  Potatoes 14 Mio.DM Ruhr-Gebiet B1  Cars 17 Mio.DM Hamburg A2  Cars 8 Mio.DM 17	Frankfurt/Main C1  Milk 21 Mio.DM Flensburg A2  Hops 25 Mio.DM Freiburg D2  Tourists 16 Mio.DM 18	Freiburg D1  Beer 17 Mio.DM Hannover B2  China 14 Mio.DM Kiel B3  Potatoes 14 Mio.DM 19	Frankfurt/Oder B3  Beer 25 Mio.DM Dresden C3  Tourists 23 Mio.DM Cottbus C2  Glass 14 Mio.DM 20
Berlin B3  Beer 20 Mio.DM Bayreuth C2  Cars 11 Mio.DM Fulda A2  Textiles 6 Mio.DM 21	Köln B1  Wine 5 Mio.DM Leipzig B3  Imports 16 Mio.DM Lübeck D2  Beer 8 Mio.DM 22	Mainz C1  Wine 4 Mio.DM Mannheim C1  Milk 25 Mio.DM Saßnitz B3  Tourists 35 Mio.DM 23	Saarbrücken C1  Cattle 12 Mio.DM Göttingen B2  Fruits 13 Mio.DM Salzgitter C2  Beer 9 Mio.DM 24
Trier C1  Fruits 30 Mio.DM Wolfsburg B2  Steel 17 Mio.DM Ulm A2  Potatoes 27 Mio.DM 25	Wilhelmshaven A1  Iron 14 Mio.DM Würzburg C2  Wine 12 Mio.DM Chemnitz D2  Fish 23 Mio.DM 26	Braunschweig B2  Chemical 8 Mio.DM Emden A1  Gingerbread 30 Mio.DM Würzburg B3  Beer 13 Mio.DM 27	Braunschweig B2  Games 33 Mio.DM Stuttgart D1  Gingerbread 11 Mio.DM Oldenburg C2  Grain 9 Mio.DM 28
Braunschweig B2  Beer 10 Mio.DM Passau D3  Fish 41 Mio.DM Stuttgart A2  Paper 13 Mio.DM 29	Passau D3  Gingerbread 12 Mio.DM Berlin B3  Beer 20 Mio.DM München D2  Hops 11 Mio.DM 30	Passau D3  Potatoes 28 Mio.DM Cottbus B3  Chemical 10 Mio.DM Jena B3  Cars 11 Mio.DM 31	Cottbus B3  Steel 28 Mio.DM Frankfurt/Main C1  Cars 10 Mio.DM Frankfurt/Oder C2  Gingerbread 27 Mio.DM 32

















































Cottbus B3  Machinery 9 Mio.DM <hr/> Fulda C2  Cars 13 Mio.DM <hr/> Hannover A2  Beer 6 Mio.DM 33	Cottbus B3  Cars 16 Mio.DM <hr/> Hannover B2  Fish 13 Mio.DM <hr/> Salzgitter D2  Petrol 14 Mio.DM 34	Jena C2  Imports 18 Mio.DM <hr/> Hannover B2  Textiles 16 Mio.DM <hr/> Braunschweig B3  Pigs 9 Mio.DM 35	Jena C2  Beer 18 Mio.DM <hr/> Salzgitter B2  Coal 14 Mio.DM <hr/> Hamburg C2  Steel 19 Mio.DM 36
Jena C2  Tourists 14 Mio.DM <hr/> Hamburg A2  Machinery 9 Mio.DM <hr/> Trier A2  Glass 23 Mio.DM 37	Salzgitter B2  Games 32 Mio.DM <hr/> Hamburg A2  Glass 19 Mio.DM <hr/> Stuttgart D2  Iron 24 Mio.DM 38	Salzgitter B2  Wine 18 Mio.DM <hr/> Hamburg A2  Potatoes 8 Mio.DM <hr/> Saßnitz B3  Fruits 16 Mio.DM 39	Hamburg A2  Textiles 20 Mio.DM <hr/> Stuttgart D1  Machinery 23 Mio.DM <hr/> Ingolstadt C2  Fish 35 Mio.DM 40
Hamburg A2  Fish 9 Mio.DM <hr/> Passau D3  Chemical 21 Mio.DM <hr/> Nürnberg A2  Pigs 20 Mio.DM 41	Hamburg A2  Pigs 12 Mio.DM <hr/> Nürnberg C2  China 14 Mio.DM <hr/> Münster D2  Hops 10 Mio.DM 42	Hamburg A2  Chemical 14 Mio.DM <hr/> Münster B1  Paper 29 Mio.DM <hr/> Köln B3  Fish 17 Mio.DM 43	Hamburg A2  Wine 23 Mio.DM <hr/> Braunschweig B2  Electronic 11 Mio.DM <hr/> Bielefeld C2  Sheep 12 Mio.DM 44
Frankfurt/Main C1  Games 18 Mio.DM <hr/> Chemnitz C3  Petrol 29 Mio.DM <hr/> Bremen A2  Hops 14 Mio.DM 45	Frankfurt/Main C1  Sheep 21 Mio.DM <hr/> Brandenburg B3  Gingerbread 22 Mio.DM <hr/> Bielefeld D2  Fruits 14 Mio.DM 46	Frankfurt/Main C1  Gingerbread 13 Mio.DM <hr/> Wilhelmshaven A1  Coal 14 Mio.DM <hr/> Wolfsburg B3  Wine 21 Mio.DM 47	Frankfurt/Main C1  Pigs 14 Mio.DM <hr/> Ravensburg D2  Machinery 24 Mio.DM <hr/> Saßnitz C2  Tourists 35 Mio.DM 48

















































Berlin B3  Wine 31 Mio.DM Frankfurt/Main C1  Machinery 16 Mio.DM Chemnitz A2  Electronic 12 Mio.DM 49	Berlin B3  Cars 11 Mio.DM Frankfurt/Oder B3  Machinery 11 Mio.DM Emden D2  Chemical 25 Mio.DM 50	Berlin B3  Textiles 12 Mio.DM Emden A1  Sheep 14 Mio.DM Dresden B3  Beer 24 Mio.DM 51	Berlin B3  Imports 16 Mio.DM Ulm D2  Coal 24 Mio.DM Ingolstadt C2  Grain 26 Mio.DM 52
Berlin B3  Coal 6 Mio.DM Mainz C1  Machinery 19 Mio.DM Mannheim A2  Fruits 27 Mio.DM 53	Berlin B3  China 8 Mio.DM Regensburg D3  Fish 34 Mio.DM Wilhelmshaven D2  Machinery 15 Mio.DM 54	Berlin B3  Tourists 26 Mio.DM Mannheim C1  Petrol 29 Mio.DM Würzburg B3  Electronic 24 Mio.DM 55	Berlin B3  Glass 13 Mio.DM Bayreuth C2  Paper 6 Mio.DM Gießen C2  Grain 12 Mio.DM 56
Berlin B3  Machinery 7 Mio.DM Rostock A3  Steel 29 Mio.DM Passau A2  Coal 26 Mio.DM 57	München D2  Petrol 40 Mio.DM Mannheim C1  Iron 18 Mio.DM Wilhelmshaven D2  Electronic 25 Mio.DM 58	München D2  Tourists 19 Mio.DM Frankfurt/Oder B3  Pigs 24 Mio.DM Bremen B3  China 20 Mio.DM 59	München D2  Games 11 Mio.DM Saßnitz A3  Grain 17 Mio.DM Rostock C2  Hops 22 Mio.DM 60
München D2  Cattle 21 Mio.DM Flensburg A2  Games 51 Mio.DM Chemnitz A2  Imports 20 Mio.DM 61	München D2  Textiles 19 Mio.DM Brandenburg B3  Milk 10 Mio.DM Mannheim D2  Cattle 0 Mio.DM 62	München D2  Fruits 30 Mio.DM Flensburg A2  Steel 24 Mio.DM Dresden B3  Cars 16 Mio.DM 63	München D2  Wine 17 Mio.DM Flensburg A2  Electronic 23 Mio.DM Bremen C2  Electronic 20 Mio.DM 64

München D2  Iron 29 Mio.DM Emden A1  Glass 24 Mio.DM Brandenburg A2  Imports 13 Mio.DM 65	München D2  Coal 29 Mio.DM Bremen A2  Tourists 13 Mio.DM Wolfsburg D2  Beer 10 Mio.DM 66	Ruhr-Gebiet B1  Iron 14 Mio.DM Bielefeld B1  Textiles 14 Mio.DM Mainz B3  Cattle 0 Mio.DM 67	Ruhr-Gebiet B1  Marzipan 23 Mio.DM Wilhelmshaven A1  Steel 14 Mio.DM Wolfsburg C2  Electronic 11 Mio.DM 68
Ruhr-Gebiet B1  Iron 14 Mio.DM Ingolstadt D2  Marzipan 38 Mio.DM Oldenburg A2  Games 40 Mio.DM 69	Ruhr-Gebiet B1  Wine 9 Mio.DM Dresden C3  Sheep 19 Mio.DM Gießen D2  Potatoes 10 Mio.DM 70	Ruhr-Gebiet B1  Pigs 6 Mio.DM Saßnitz A3  Tourists 35 Mio.DM Oldenburg B3  Sheep 10 Mio.DM 71	Ruhr-Gebiet B1  Beer 13 Mio.DM Rostock A3  Cars 12 Mio.DM Nürnberg C2  Grain 21 Mio.DM 72
Ruhr-Gebiet B1  Tobacco 19 Mio.DM Berlin B3  Marzipan 15 Mio.DM Leipzig A2  Tobacco 25 Mio.DM 73	Ruhr-Gebiet B1  Potatoes 3 Mio.DM Frankfurt/Oder B3  Tourists 31 Mio.DM Bremen D2  Coal 13 Mio.DM 74	Ruhr-Gebiet B1  Imports 13 Mio.DM Mannheim C1  Petrol 29 Mio.DM Regensburg B3  Cars 6 Mio.DM 75	Ruhr-Gebiet B1  China 22 Mio.DM Flensburg A2  Wine 31 Mio.DM Chemnitz C2  Cars 14 Mio.DM 76
Ruhr-Gebiet B1  Textiles 11 Mio.DM Mainz C1  Coal 12 Mio.DM Brandenburg A2  Cars 7 Mio.DM 77	Ruhr-Gebiet B1  Glass 20 Mio.DM Wolfsburg B2  Textiles 14 Mio.DM Würzburg D2  Fruits 21 Mio.DM 78	Ruhr-Gebiet B1  Petrol 14 Mio.DM Ulm D2  Potatoes 27 Mio.DM Göttingen B3  Tobacco 18 Mio.DM 79	Ruhr-Gebiet B1  Fruits 19 Mio.DM Emden A1  Electronic 27 Mio.DM Dresden C2  Fruits 9 Mio.DM 80

Ruhr-Gebiet B1  Electronic 27 Mio.DM Regensburg D3  Textiles 15 Mio.DM Wilhelmshaven A2  Tobacco 33 Mio.DM 81	Regensburg D3  Chemical 17 Mio.DM Göttingen B2  Beer 12 Mio.DM Osnabrück D2  Cars 11 Mio.DM 82	Ulm D2  Glass 18 Mio.DM Potsdam B3  Beer 19 Mio.DM Saarbrücken B3  Paper 22 Mio.DM 83	Ulm D2  Games 5 Mio.DM Potsdam B3  Tourists 25 Mio.DM Osnabrück C2  Tobacco 24 Mio.DM 84
Ravensburg D2  Paper 23 Mio.DM Gießen C1  Sheep 17 Mio.DM Berlin A2  Paper 25 Mio.DM 85	Saßnitz A3  Cars 19 Mio.DM Osnabrück B1  Paper 28 Mio.DM Köln D2  Potatoes 7 Mio.DM 86	Münster B1  China 22 Mio.DM Magdeburg B2  Tobacco 26 Mio.DM Koblenz B3  Grain 17 Mio.DM 87	Münster B1  Petrol 11 Mio.DM Lübeck A2  Tourists 23 Mio.DM Leipzig C2  Cattle 0 Mio.DM 88
Magdeburg B2  Milk 7 Mio.DM Lüneburg A2  Fish 12 Mio.DM Köln A2  Marzipan 26 Mio.DM 89	Magdeburg B2  Glass 10 Mio.DM Lübeck A2  Gingerbread 33 Mio.DM Leipzig D2  Games 26 Mio.DM 90	Magdeburg B2  Paper 17 Mio.DM Koblenz C1  Chemical 7 Mio.DM Kiel B3  Iron 16 Mio.DM 91	Lüneburg A2  Hops 13 Mio.DM Koblenz C1  Petrol 23 Mio.DM Fulda C2  Beer 18 Mio.DM 92
Lüneburg A2  China 13 Mio.DM Leipzig B3  Tourists 19 Mio.DM Köln A2  Gingerbread 23 Mio.DM 93	Lüneburg A2  Potatoes 6 Mio.DM Koblenz C1  Textiles 6 Mio.DM Freiburg D2  Beer 17 Mio.DM 94	Leipzig B3  Cars 10 Mio.DM Koblenz C1  Fruits 26 Mio.DM Kiel B3  Tobacco 38 Mio.DM 95	Kiel A2  Fruits 3 Mio.DM Freiburg D1  Fish 41 Mio.DM Fulda C2  Fish 21 Mio.DM 96

<div>Kiel A2  Cars 14 Mio.DM</div> <div>Fulda C2  Games 21 Mio.DM</div> <div>Halle A2  Coal 10 Mio.DM</div> <div>97</div>	<div>Freiburg D1  Imports 38 Mio.DM</div> <div>Fulda C2  Coal 14 Mio.DM</div> <div>Hannover D2  Electronic 14 Mio.DM</div> <div>98</div>	<div>Freiburg D1  Tobacco 9 Mio.DM</div> <div>Halle B3  Steel 20 Mio.DM</div> <div>Itzehoe B3  Machinery 13 Mio.DM</div> <div>99</div>	<div>Halle B3  Petrol 24 Mio.DM</div> <div>Kassel B2  Textiles 8 Mio.DM</div> <div>Münster C2  Paper 29 Mio.DM</div> <div>100</div>
<div>Kassel B2  Pigs 6 Mio.DM</div> <div>Itzehoe A2  Cars 12 Mio.DM</div> <div>Karlsruhe A2  Hops 12 Mio.DM</div> <div>101</div>	<div>Kassel B2  Fish 16 Mio.DM</div> <div>Mainz C1  Imports 25 Mio.DM</div> <div>Jena D2  Imports 18 Mio.DM</div> <div>102</div>	<div>Frankfurt/Main C1  Paper 18 Mio.DM</div> <div>Berlin B3  Wine 31 Mio.DM</div> <div>Hamburg B3  Games 42 Mio.DM</div> <div>103</div>	<div>Heidelberg C1  Milk 27 Mio.DM</div> <div>Leipzig B3  Electronic 8 Mio.DM</div> <div>Frankfurt/Main C2  Imports 22 Mio.DM</div> <div>104</div>
<div>Saarbrücken C1  China 29 Mio.DM</div> <div>Heidelberg C1  Sheep 27 Mio.DM</div> <div>Potsdam A2  Beer 19 Mio.DM</div> <div>105</div>	<div>Trier C1  Cars 13 Mio.DM</div> <div>Rostock A3  Beer 15 Mio.DM</div> <div>Heidelberg D2  Cattle 0 Mio.DM</div> <div>106</div>	<div>Heidelberg C1  China 23 Mio.DM</div> <div>Oldenburg A1  Gingerbread 28 Mio.DM</div> <div>Leipzig B3  Iron 11 Mio.DM</div> <div>107</div>	<div>Leipzig B3  Tobacco 25 Mio.DM</div> <div>Saarbrücken C1  Glass 24 Mio.DM</div> <div>Bayreuth C2  Marzipan 30 Mio.DM</div> <div>108</div>
<div>Potsdam B3  Paper 24 Mio.DM</div> <div>Leipzig B3  Marzipan 19 Mio.DM</div> <div>Ravensburg A2  Machinery 24 Mio.DM</div> <div>109</div>	<div>Potsdam B3  Games 33 Mio.DM</div> <div>Trier C1  Paper 22 Mio.DM</div> <div>Göttingen D2  Sheep 11 Mio.DM</div> <div>110</div>	<div>Saarbrücken C1  Iron 24 Mio.DM</div> <div>Würzburg C2  Electronic 24 Mio.DM</div> <div>Göttingen B3  Games 28 Mio.DM</div> <div>111</div>	<div>Rostock A3  Sheep 10 Mio.DM</div> <div>Gießen C1  Games 22 Mio.DM</div> <div>Itzehoe C2  China 20 Mio.DM</div> <div>112</div>

Trier C1  China 28 Mio.DM	Osnabrück B1  Wine 14 Mio.DM	München D2  Cattle 21 Mio.DM	Ruhr-Gebiet B1  Iron 14 Mio.DM
Halle B3  Steel 20 Mio.DM	Lübeck A2  Tobacco 35 Mio.DM	Bremen A2  Hops 14 Mio.DM	München D2  Hops 11 Mio.DM
Itzehoe A2  Paper 37 Mio.DM 113	Karlsruhe D2  Machinery 23 Mio.DM 114	Dresden B3  Pigs 24 Mio.DM 115	Cottbus C2  Cattle 0 Mio.DM 116
Frankfurt/Oder B3  Cattle 14 Mio.DM	Bremen A2  Hops 14 Mio.DM	Braunschweig B2  Gingerbread 21 Mio.DM	München D2  Petrol 40 Mio.DM
Kassel B2  Games 26 Mio.DM	Passau D3  Glass 17 Mio.DM	Frankfurt/Main C1  Sheep 21 Mio.DM	Frankfurt/Oder B3  Steel 31 Mio.DM
München A2  Pigs 29 Mio.DM 117	Braunschweig D2  Gingerbread 21 Mio.DM 118	Trier B3  Grain 22 Mio.DM 119	Köln C2  Pigs 9 Mio.DM 120
Lübeck A2  Games 45 Mio.DM	Ingolstadt D2  Grain 26 Mio.DM	Ingolstadt D2  Milk 32 Mio.DM	Hannover B2  Marzipan 11 Mio.DM
Karlsruhe D1  Marzipan 35 Mio.DM	Hannover B2  Marzipan 11 Mio.DM	Leipzig B3  Grain 7 Mio.DM	Freiburg D1  Imports 38 Mio.DM
Flensburg A2  Chemical 24 Mio.DM 121	Rostock D2  Games 45 Mio.DM 122	Freiburg B3  Marzipan 44 Mio.DM 123	Stuttgart C2  Sheep 31 Mio.DM 124
Flensburg A2  Hops 25 Mio.DM	Rostock A3  Chemical 18 Mio.DM	Kiel A2  Games 48 Mio.DM	Freiburg D1  Grain 32 Mio.DM
Stuttgart D1  Grain 21 Mio.DM	Hamburg A2  Games 42 Mio.DM	Karlsruhe D1  Fish 32 Mio.DM	München D2  Grain 30 Mio.DM
Hamburg A2  Chemical 14 Mio.DM 125	München D2  Milk 36 Mio.DM 126	Frankfurt/Main B3  Grain 16 Mio.DM 127	Frankfurt/Main C2  Petrol 25 Mio.DM 128

Berlin B3  Machinery 7 Mio.DM	Hamburg A2  Machinery 9 Mio.DM	Frankfurt/Main C1  Wine 6 Mio.DM	München D2  Tourists 19 Mio.DM
Freiburg D1  Chemical 13 Mio.DM	München D2  Hops 11 Mio.DM	Ravensburg D2  Wine 8 Mio.DM	Hamburg A2  Cattle 10 Mio.DM
Ravensburg A2  Paper 23 Mio.DM	Passau D2  Hops 12 Mio.DM	Saßnitz B3  Wine 40 Mio.DM	Passau C2  Tourists 25 Mio.DM
129	130	131	132
Ingolstadt D2  Tourists 16 Mio.DM	Trier C1  Cars 13 Mio.DM	Stuttgart D1  Beer 13 Mio.DM	Bayreuth C2  Iron 17 Mio.DM
Berlin B3  Paper 25 Mio.DM	Kiel A2  Potatoes 14 Mio.DM	Saßnitz A3  Milk 17 Mio.DM	Halle B3  Electronic 9 Mio.DM
Ulm A2  Paper 11 Mio.DM	Ingolstadt D2  Games 12 Mio.DM	Ulm B3  Beer 8 Mio.DM	Chemnitz C2  Potatoes 18 Mio.DM
133	134	135	136
Salzgitter B2  China 11 Mio.DM	Gießen C1  Grain 12 Mio.DM	Heidelberg C1  Pigs 20 Mio.DM	Itzehoe A2  China 20 Mio.DM
Heidelberg C1  Imports 28 Mio.DM	Brandenburg B3  Cattle 11 Mio.DM	Saarbrücken C1  Coal 17 Mio.DM	Lüneburg A2  Glass 16 Mio.DM
Bielefeld A2  Coal 7 Mio.DM	Göttingen D2  Petrol 15 Mio.DM	Magdeburg B3  Potatoes 8 Mio.DM	Emden C2  Machinery 17 Mio.DM
137	138	139	140
Nürnberg C2  Glass 11 Mio.DM	Oldenburg A1  Glass 21 Mio.DM	Osnabrück B1  Machinery 11 Mio.DM	Bayreuth C2  Grain 18 Mio.DM
Potsdam B3  Cattle 12 Mio.DM	Itzehoe A2  Grain 12 Mio.DM	Cottbus B3  Cars 16 Mio.DM	Lübeck A2  Tourists 23 Mio.DM
Wolfsburg A2  Tourists 16 Mio.DM	Mainz D2  Cattle 0 Mio.DM	Brandenburg B3  Coal 9 Mio.DM	Würzburg C2  Machinery 15 Mio.DM
141	142	143	144

Gale**at the North Sea**

No railbuilding within 4 mileposts of the North Sea coast and the mouth of Elbe river (until Hamburg).
All trains move at half rate in this area. No fish or imports may pick up.

146

Gale**at the Baltic Sea**

No railbuilding within 4 mileposts of the Baltic Sea coast.
All trains move at half rate in this area. No fish or imports may pick up.

147

Flood

All bridges crossing these rivers are destroyed, but may be rebuild next round
for 2 mio. DM

**Elbe,
Saale, Spree
and affluents**

148

Flood

All bridges crossing these rivers are destroyed, but may be rebuild next round
for 2 mio. DM

**Weser,
Fulda, Werra, Ems
and affluents**

149

Flood

All bridges crossing these rivers are destroyed, but may be rebuild next round
for 2 mio. DM

**Donau,
Iller, Lech, Isar, Inn
and affluents**

150

Flood

All bridges crossing these rivers are destroyed, but may be rebuild next round
for 2 mio. DM

**Rhein, Main,
Mosel, Neckar,
and affluents**

151

Strike

One round no movement, railbuilding, pick up or delivery allowed within 5 mileposts of this city..

Berlin

152

Strike

One round no movement, railbuilding, pick up or delivery allowed within 5 mileposts of this city..

Ruhrgebiet

153

Strike

One round no movement, railbuilding, pick up or delivery allowed within 5 mileposts of this city..

Hamburg

154

Strike

One round no movement, railbuilding, pick up or delivery allowed within 5 mileposts of this city..

München

155

Strike

One round no movement, railbuilding, pick up or delivery allowed within 5 mileposts of this city..

Frankfurt/Main

156

Strike

One round no movement, railbuilding, pick up or delivery allowed within 5 mileposts of this city..

Leipzig

157

Blizzard

No train may pick up or deliver loads within 1 milepost of any mountain or alpine. No railbuilding in this area.
All trains move at half rate.

158

Blizzard

No train may pick up or deliver loads within 1 milepost of any mountain or alpine. No railbuilding in this area.
All trains move at half rate.

159

Hurricane**Northern Germany**

No train may deliver or pick up any load in the whole region northern the latitude of Lippe river & Cottbus. No railbuilding in this area. All trains move at half rate

160

Taxes

Excess Profit Tax!
All player pay tax as follows:

cash on hand--tax to be paid
0-49 Mio. : none
50-99 Mio. : 10 Mio.
100-149 Mio. : 15 Mio.
150-199 Mio. : 20 Mio.
200-... Mio. : 25 Mio.

161

**Regional
Advancement**

For the next 3 loads with
a value of max. 10 mio.
DM be delivered to this city
you get a bonus of 10
mio. DM.

Berlin

162

**Regional
Advancement**

For the next 3 loads with
a value of max. 10 mio.
DM be delivered to this
city you get a bonus of
10 mio. DM.

Ruhrgebiet

163

**Regional
Advancement**

For the next 3 loads with
a value of max. 10 mio.
DM be delivered to this city
you get a bonus of 10
mio. DM.

Hamburg

164

**Regional
Advancement**

For the next 3 loads with
a value of max. 10 mio.
DM be delivered to this
city you get a bonus of
10 mio. DM.

München

165

**Regional
Advancement**

For the next 3 loads with
a value of max. 10 mio.
DM be delivered to this city
you get a bonus of 10
mio. DM.

Frankfurt/Main

170

**Regional
Advancement**

For the next 3 loads with
a value of max. 10 mio.
DM be delivered to this
city you get a bonus of
10 mio. DM.

Leipzig

171

**Technology
Boost**

If a player own or buy a
15/2 train, all other player
who only have the first
train (9/2) now can
upgrade this train for only
10 mio.DM.

This card remain in play.

172

173

German Rails



German Rails



German Rails



German Rails



German Rails



German Rails



German Rails



German Rails



German Rails



German Rails



German Rails



German Rails



German Rails



German Rails



German Rails



German Rails

